

Shenzhen MTC Co., Ltd.

2020



002429

2020 8 25

)

(

“

”

.....	1
.....	5
.....	8
.....	13
.....	28
.....	43
.....	47
.....	48
.....	49
.....	50
.....	51
.....	179

		2020 1 1 --2020 6 30

			002429
		Shenzhen MTC Co. Ltd	
		MTC	

	0755-33614068	0755-33614068
	0755-33614256	0755-33614256
	ls@szmtc.com.cn	ls@szmtc.com.cn

1

2019

2

2019

	7,464,051,811.75	5,813,279,900.84	28.40%
	614,894,058.23	379,528,439.55	62.02%
	566,914,985.20	252,638,266.86	124.40%
	-1,385,238,858.14	728,387,132.16	-290.18%
/	0.1358	0.0840	61.67%
/	0.1358	0.0840	61.67%
	6.14%	4.36%	1.78%
	22,933,496,474.30	21,985,744,164.24	4.31%
	10,308,645,788.70	9,751,949,960.81	5.71%

1

2


	-1,914,391.13	
	40,233,563.92	
	15,470,656.55	

	7,317,887.35	
	-1,210,426.45	
	3,835,486.60	
	8,082,730.61	
	47,979,073.03	--

1

1

	98,088,755.07	2000 25 2000 577 3%
	937,818.12	1 / TT / / TT / / TT / + 2 2011 3




	WiFi	WiFi	GPON	PLC	CableModem	G.hn PLC			
				IoT	4K/P60	IPTV/OTT	DVB+OTT		
3 LED			+	+					
	LED							+	
			PSS	LED	LED				
			50-60	4					
						10	4		LED
LED		LED						LED	LED
LED		LED							
					LED				
			OD0-40		Mini LED				
Local Dimming	HDR	4K/8K			0.6~0.3T	CSP		Mini LED	
					LED	P0.6~1.0		Mini LED	
Micro LED									
		LED							
		ODM							
		1200							
		1000							

4

1

2



2020

74.64

28.40%

6.15

62.02%

SAP

MES

DISCIEN

2020

TV

9970

12.6%

TV

5560

7.1%

ODM

29.5%

Roku Android TV Amazon Fire TV

FUNUI

OS

ODM

LED

ODM

8

	7,464,051,811.75	5,813,279,900.84	28.40%	
	6,320,498,269.88	5,167,710,256.46	22.31%	
	202,521,529.20	159,227,643.57	27.19%	
	119,734,861.27	110,312,973.09	8.54%	
	42,865,433.39	-95,981,516.34	-144.66%	
	56,112,312.59	61,146,500.72	-8.23%	
	141,275,855.18	182,536,988.89	-22.60%	
	-1,385,238,858.14	728,387,132.16	-290.18%	
	-636,376,085.15	591,139,081.23	-207.65%	
	-13,742,542.77			

	54,529,157.78	161,452,755.62	-66.23%	
	74,138,006.84	138,686,040.69	-46.54%	
	200,583,645.81	97,535,118.82	105.65%	LED
	49,098,409.17	35,596,199.45	37.93%	
	602,983,561.39	153,957,817.49	291.66%	
	428,245,121.07	304,569,655.59	40.61%	
	383,686.06	3,891,665.12	-90.14%	
			1,348.10%	

	258,550,252.63	3.46%		0.00%	100.00%
	4,533,833,901.63	60.74%	4,191,269,191.44	72.10%	8.17%
	2,930,217,910.12	39.26%	1,622,010,709.40	27.90%	80.65%

10%



	2,758,758,003.11	12.03%	4,043,201,980.80	18.39%	-6.36%	128,444.40
	3,937,420,182.67	17.17%	3,612,327,272.08	16.43%	0.74%	
	2,610,502,582.55	11.38%	2,133,449,558.62	9.70%	1.68%	
	52,742,644.47	0.23%	53,261,593.95	0.24%	-0.01%	
	3,202,525.42	0.01%	3,644,426.32	0.02%	-0.01%	
	2,563,719,800.44	11.18%	2,046,144,596.43	9.31%	1.87%	
	1,690,432,879.26	7.37%	2,182,744,309.34	9.93%	-2.56%	
	4,311,014,483.71	18.80%	3,897,293,320.77	17.73%	1.07%	

2

1.	139,645,111.02	0.00	0.00	0.00	0.00	0.00	0.00	139,645,111.02
2.	0.00	0.00	0.00	0.00	40,913.73	0.00	0.00	40,913.73
3.	0.00	0.00	0.00	0.00	0.00	0.00	0.00	0.00
4.		0.00	0.00		0.00	0.00	0.00	0.00
	139,645,111.02	0.00	0.00	0.00	40,913.73	0.00	0.00	139,686,024.75
	161,452,755.62	0.00	0.00	244,495.29	54,773,653.07	161,452,755.62	0.00	54,529,157.78
	161,452,755.62	0.00	0.00	244,495.29	54,773,653.07	161,452,755.62	0.00	54,529,157.78
	0.00	0.00	0.00	0.00	0.00	0.00	0.00	0.00

4

	139,645,111.02	0.00	0.00	40,913.73	0.00	0.00	139,686,024.75	
	139,645,111.02	0.00	0.00	40,913.73	0.00	0.00	139,686,024.75	--

5

1

2

6

1

					256,201.93
					13,623.84
					263,802.60
					2,854.38
					102,854.38
					40.15%
2016 1048					
A	20,934.6909	1		12.28	2,570,780,042.00

		3		
		--		3
	2016 11 22			
		432,060,665.05		2016 11 23
				2016-

		(1)		(2)	(3)=(2)/(1)				
--	--	-----	--	-----	-------------	--	--	--	--

LED	--								
		102,854.38	13,623.84	99,938.17	97.16%	2020	12		
--							31		

	<p>2020 3 12</p> <p>28,523,657.12</p> <p>www.cninfo.com.cn</p> <p>2020-016</p> <p>28,543,777.21</p>
()	

4

	2020 08 25	www.cninfo.com.cn 2020
LED	2020 08 25	www.cninfo.com.cn 2020

7

1

2

10%

		"						
		VRAR	240,000,000	1,717,986,49 2.36	1,024,050,70 8.42	962,333,638. 78	132,077,202. 66	119,484,778. 52
		DVD						
		"						
			200,000,000. 00	1,207,177,26 7.78	234,136,511. 53	957,532,964. 39	72,184,141.5 6	70,577,221.7 0

--	--	--	--	--	--	--	--	--

--	--

1

OA SAP

2

LED

3

4

2019

5

1

2020		56.18%	2020 01 16	2020 01 17	http://www.cninfo.com.cn/ 2020 2020-005
2020		56.19%	2020 04 13	2020 04 14	http://www.cninfo.com.cn/ 2020 2020-036
2019		56.19%	2020 05 07	2020 05 08	http://www.cninfo.com.cn/ 2019 2020-047

2

			(2010	
)		03 09	
		2007-2009	(" ")			
			1,171.21			
		1,034.73	3,146.63			
			8.06% 10.56%			
		12.61%				
	()				2010	
					05 21	
	()				2016	
					03 10	
			1		2016	
					03 10	
				2		
				3		
				4		

				5		
					2012 07 31	
				"	2010 10 30	
			"	"		
				2018 -2020		
				1		
					2	
			A		B	
				#		

			2018 -2020			
			10%			
			30% 4			
		2018 -2020				
			5	2018		
		-2020				
			6			
	(2015		
)			07 08		

“ ”

“ ”

2020 1 17

[2020]3

2020 3 13

2020-017

2015 7 15

2015 7 31

2015

1

2015 7 16

(<http://www.cninfo.com.cn>)

7

2015 8 28 9 23

11,547,980

100,958,508.14

8.74 /

0.72%

2015 10 17

(<http://www.cninfo.com.cn>)

2015-114

2016 11

2017 6

2016

2019 12 31

28,869,950

0.64%

285

303,660

5

12

24

50% 50%

2021 7 31

2020 6 30

1

	5%					0	0.00%	5,000				2020 04 11	2020 2020-032
	5%					0.64	0.01%	10,000				2020 04 11	2020 2020-032
	5%					152.24	35.53%	5,000				2020 04 11	2020 2020-032
	5%					466.55	26.93%	10,000				2020 04 11	2020

													2020-032
				--	--	619.43	--	30,000	--	--	--	--	--

2

3

4

5

2020 3 12

12

	12	14,213.90	
	26,804	29,246.25	80.19%

2020-015	2020 3 13	http://www.cninfo.com.cn

1

1

2

3

2

1

MTC Electronic Co.,Limited	2019 04 20	35,397.50	2018 10 29	21,238.50				
	2020 04 11							
	2019 04 20	100,000	2019 06 24	15,000				
	2019 04 20		2019 12 25	10,100				
	2020 04 11		2020 03 06	20,000				
	2019 04 20		2019 05 24	15,000				
	2020 03 27	61,037.2	2020 03 27	61,037.20				

B3	416,434.70	B4	134,525.70

	2020 01 06	2,000	2020 01 17	2,000	;			
C1		2,000		C2		2,000		
C3		2,000		C4		2,000		
A1+B1+C1		418,434.7		A2+B2+C2		166,525.7		
A3+B3+C3		418,434.7		A4+B4+C4		136,525.7		
A4+B4+C4				14.00%				
D				0				
E 70%				30,388.5				
F 50%				0				
D+E+F				30,388.5				

1 MTC Electronic Co.,Limited 50,000.00 2020
6 30 3,000.00 2020 6 30

100 =707.95

2. 2020 3 25

3,000

2020 3 26

2020-023 2020 6 30

2

2

3

		77,000	0	0
		77,000	0	0

4

1

2

2020 3 9

9.8937%

15

6

221,500,000

4.8930%

2020 7 21

102,163,637

2.2568%

41

1

	30,639,197	0.68%						30,639,197	0.68%
3	30,639,197	0.68%						30,639,197	0.68%
	30,639,197	0.68%						30,639,197	0.68%
	4,496,301,410	99.32%						4,496,301,410	99.32%
1	4,496,301,410	99.32%						4,496,301,410	99.32%
	4,526,940,607	100.00%						4,526,940,607	100.00%

2018 11 12		2018 11 30	2018
		2018 12 14	
2018-077			2019 2 14
	<		>
2	4		
3.10 /			3
		2019 5 14	2019 5 14
33,584,231	0.7419%		3.07 /

2.61 /

97,974,547.41

2



		0.64%	28,869,950	0	0	28,869,950		
		0.52%	23,581,523	-7,813,477	0	23,581,523		
		0.46%	20,812,650	-500	0	20,812,650		
		0.41%	18,687,740	0	14,015,805	4,671,935		
		0.41%	18,687,738	0	14,015,803	4,671,935		
10 3				A		209,346,909	2016	11
		15						
		1						
				2				
10								
						2,467,187,727		2,467,187,727
						441,687,000		441,687,000
						46,711,537		46,711,537
						40,947,045		40,947,045
						37,742,376		37,742,376
						28,869,950		28,869,950
						23,581,523		23,581,523
						20,812,650		20,812,650
						17,560,374		17,560,374
						16,181,301		16,181,301
10		10		10			10	
		10		10				
10			2020	6	30	10		
		4						16,181,201

10

10

10

10

2019

2019

1

2020 06 30

	2020 6 30	2019 12 31
	2,758,758,003.11	4,043,201,980.80
	139,686,024.75	139,645,111.02
	923,769,912.81	177,518,394.14
	3,937,420,182.67	3,612,327,272.08
	54,529,157.78	161,452,755.62
	407,405,627.80	237,470,225.73
	74,138,006.84	138,686,040.69
	2,610,502,582.55	2,133,449,558.62

	5,651,215,842.49	5,628,025,090.24
	16,557,425,340.80	16,271,776,428.94
	3,202,525.42	3,644,426.32
	52,742,644.47	53,261,593.95
	2,563,719,800.44	2,046,144,596.43
	1,690,432,879.26	2,182,744,309.34
	440,028,554.36	365,050,751.28
	200,583,645.81	97,535,118.82
	751,891,030.00	751,891,030.00
	21,388,083.18	24,141,892.22
	49,098,409.17	35,596,199.45
	602,983,561.39	153,957,817.49
	6,376,071,133.50	5,713,967,735.30
	22,933,496,474.30	21,985,744,164.24
	4,311,014,483.71	3,897,293,320.77
	1,485,024,003.25	1,654,518,507.94

	3,187,899,652.42	3,172,438,730.62
	428,245,121.07	304,569,655.59
	98,538,471.06	112,251,186.67
	77,992,067.16	100,210,499.55
	240,949,805.49	279,705,290.07

	4,526,940,607.00	4,526,940,607.00
	112,102,612.61	154,221,398.41
	98,001,256.76	98,001,256.76
	42,726,879.95	58,806,324.49
	372,310,765.48	372,310,765.48
	5,352,566,180.42	4,737,672,122.19

	357,609,997.70	204,695,353.34
	12,750,656,279.10	12,122,601,148.42
	3,695,550,419.33	3,249,550,419.33
	11,632,382.90	11,916,937.95
	725,746,267.19	744,777,069.92
	266,765,202.01	213,753,465.48
	186,987,826.98	188,011,379.50
	4,517,586.23	4,795,482.33
	29,532,283.39	19,855,326.90
	18,883,597.05	

	2,185,562,896.39	1,488,457,245.32
	9,471,467,178.08	9,063,314,375.19
	126,619.47	126,619.47
	39,376,435.85	37,995,849.27
	34,334,717.85	31,949,470.97
	73,837,773.17	70,071,939.71
	9,545,304,951.25	9,133,386,314.90
	4,526,940,607.00	4,526,940,607.00
	124,806,452.70	124,806,452.70
	98,001,256.76	98,001,256.76
	372,310,765.48	372,310,765.48
	3,218,910,324.51	2,507,688,885.70
	8,144,966,892.93	7,433,745,454.12
	17,690,271,844.18	16,567,131,769.02

3

	2020	2019
	7,464,051,811.75	5,813,279,900.84
	7,464,051,811.75	5,813,279,900.84
	6,855,286,342.16	5,509,452,177.89
	6,320,498,269.88	5,167,710,256.46
	28,390,393.24	24,059,169.00

-	-14,514.47	-5,530,470.33
	668,958,883.70	477,331,501.77
	1,061,629.99	1,073,595.39
	4,171,933.10	546,749.84
	665,848,580.59	477,858,347.32
	56,112,312.59	61,146,500.72
	609,736,268.00	416,711,846.60
1.	609,736,268.00	416,711,846.60
2.		
1.	614,894,058.23	379,528,439.55
2.	-5,157,790.23	37,183,407.05
	-16,079,444.54	1,731,106.54
	-16,079,444.54	1,731,106.54
1.		
2.		
3.		
4.		
5.		
	-16,079,444.54	1,731,106.54
1.		
2.		
3.		
4.		
5.		

	0.1358	0.0840
	0.1358	0.0840

4

	2020	2019
	6,480,658,941.38	4,045,235,668.86
	5,964,870,336.23	3,665,534,376.80
	13,936,034.65	11,200,118.09
	114,289,575.65	65,725,457.56
	56,010,219.50	44,669,570.39
	60,866,238.36	136,224,166.02
	21,723,861.30	-45,863,501.78
	78,486,640.26	60,289,622.65
	85,566,891.11	115,083,791.53
	53,640,977.52	72,393,173.31
	501,233,950.85	18,147,715.35
-		
	40,913.73	-8,321,474.13
-	-10,304,525.18	
-	-57,730,414.47	28,067,599.55
-	-13,590.30	-1,471.11
	735,829,987.84	278,031,024.75
	579,386.25	412,354.13
	2,822,332.80	276,068.11
	733,587,041.29	278,167,310.77
	22,365,602.48	35,565,847.90
	711,221,438.81	242,601,462.87

	711,221,438.81	242,601,462.87
1.		
2.		
3.		
4.		



	-636,376,085.15	591,139,081.23
	231,767,000.00	
	231,767,000.00	

	501,233,950.85	110,801,695.57
	2,093,585,020.19	2,625,330,394.19
	2,594,818,971.04	2,736,132,089.76
	72,096,806.47	103,659,402.76
	446,000,000.00	
	1,897,535,904.45	2,055,686,548.21
	2,415,632,710.92	2,159,345,950.97
	179,186,260.12	576,786,138.79
	844,534,000.00	730,384,268.71

	4,526,940,607.00				154,221,398.41	98,001,256.76	58,806,324.49		372,310,765.48		4,737,672,122.19		9,751,949,960.81	21,114,604.67	9,773,064,565.48
	4,526,940,607.00				154,221,398.41	98,001,256.76	58,806,324.49		372,310,765.48		4,737,672,122.19		9,751,949,960.81	21,114,604.67	9,773,064,565.48
					-42,118,785.80		-16,079,444.54				614,894,058.23		556,695,827.89	284,646,984.16	841,342,812.05
							-16,079,444.54				614,894,058.23		598,814,613.69		598,814,613.69
					-42,118,785.80								-42,118,785.80	284,646,984.16	242,528,198.36
1					-42,118,785.80								-42,118,785.80	284,646,984.16	242,528,198.36
2															
3															
4															
1															

2															
3															
4															
1															
2															
3															
4															
5															
6															
1															
2															
	4,526,940,607.00				112,102,612.61	98,001,256.76	42,726,879.95		372,310,765.48		5,352,566.180.42		10,308,645.788.70	305,761,588.83	10,614,407.377.53

	2019														
	4,526	0.00	0.00	0.00	169,43	0.00	46,179	0.00	369,23	0.00	3,606,		8,717,	-34,197	8,683,6

	,940,	9,715.	,841.0	0,790.	026,83
	607.0	67	6	72	
	0				

2



						56.76				62.87		6.11
										242,601,4 62.87		242,601,46 2.87
						98,001,2 56.76						-98,001,256 .76
1												
2												
3												
4						98,001,2 56.76						

1												
2												
	4,526,940,607.00				124,806,452.70	98,001,256.76			369,230,790.72	2,722,570,575.78		7,645,547,169.44

14

2007 6 1

9144030077272966XD

4,526,940,607.00

4,526,940,607

1

LED / LED

LED

2020 08 24

MTC Electronic Co., Limited

EMTC

JTC ELECTRONICS

LLC

JTC

Funshion Networks Co. Ltd.

Fun

28

1

2

12

1

2

1 1 12 31

3

12

4

5

1

72

2

6

1

33

2

7

1

2

(1)

(2)

(3)

(4)

(5)

8

2

10

1

A. :

B. :

C. :

2

A.

B.

C.

13

14

3

A.

B.

C.

4

5

6

A.

()

B.

11

12

1

	500 ()
10%	100 ()
	10%

--	--

2

13

10

14

15

1

2

3

4

5

16

17

18

1

1

2

78

3

1

2

2

1

2

3

A.

B.

19

20

21

22

1

2

1

2

A

B

3

12

7

3

4

1

22

2

A

B

23

1

2

24

1

2

		30	10	3
		10	10	9

		5	10	18
		5	10	18
		5	10	18

3

1

2

3

[

75% 75%] 4

[90%

90%]

[90%

90%] 5

25

1

27

28

29

30

1

1

2

	()
	50
	10
	6 50%
	50%

2

1

3

2

4

5

31

32

1 1

33

34

1

2

1

2

A.

B.

C.

3

1

2

4

35

36

1

2

37

1

2

1

2

3

38

39

(1)

1)

2)

3)

1)

2)

4)

3)

3)

4)

(3)

1)

2)

40

1

2

1

2

3

4

41 /

1

2

3

4

1

2

42

1

2

43

1
2
3

3 3-6 6-12 12 5

	(%)
	0.50
3	30.00
3-6	50.00
6-12	80.00
12	100.00

44

1

2020 1 1	2019 12 30	
2017 14 (

2

3 2020

	2019 12 31	2020 01 01	
	4,043,201,980.80	4,043,201,980.80	
	139,645,111.02	139,645,111.02	
	177,518,394.14	177,518,394.14	
	3,612,327,272.08	3,612,327,272.08	
	161,452,755.62	161,452,755.62	
	237,470,225.73	237,470,225.73	
	138,686,040.69	138,686,040.69	
	2,133,449,558.62	2,133,449,558.62	
	5,628,025,090.24	5,628,025,090.24	
	16,271,776,428.94	16,271,776,428.94	
	3,644,426.32	3,644,426.32	

	53,261,593.95	53,261,593.95	
	2,046,144,596.43	2,046,144,596.43	
	2,182,744,309.34	2,182,744,309.34	
	365,050,751.28	365,050,751.28	
	97,535,118.82	97,535,118.82	
	751,891,030.00	751,891,030.00	
	24,141,892.22	24,141,892.22	
	35,596,199.45	35,596,199.45	
	153,957,817.49	153,957,817.49	
	5,713,967,735.30	5,713,967,735.30	
	21,985,744,164.24	21,985,744,164.24	
	3,897,293,320.77	3,897,293,320.77	
	1,654,518,507.94	1,654,518,507.94	
	3,172,438,730.62	3,172,438,730.62	
	304,569,655.59		

	1,651,916,666.67	1,651,916,666.67	
	11,172,903,857.88	11,172,903,857.88	
	700,213,888.89	700,213,888.89	
	3,891,665.12	3,891,665.12	
	101,201,540.62	101,201,540.62	
	234,468,646.25	234,468,646.25	
	1,039,775,740.88	1,039,775,740.88	
	12,212,679,598.76	12,212,679,598.76	
	4,526,940,607.00	4,526,940,607.00	
	154,221,398.41	154,221,398.41	
	98,001,256.76	98,001,256.76	
	58,806,324.49	58,806,324.49	
	372,310,765.48	372,310,765.48	
	4,737,672,122.19	4,737,672,122.19	

	9,751,949,960.81	9,751,949,960.81	

	744,777,069.92	744,777,069.92	
	213,753,465.48	213,753,465.48	
	188,011,379.50	188,011,379.50	
	4,795,482.33	4,795,482.33	
	19,855,326.90	19,855,326.90	
	11,870,539.19	11,870,539.19	
	4,444,530,620.60	4,444,530,620.60	
	16,567,131,769.02	16,567,131,769.02	
	1,018,844,419.38	1,018,844,419.38	
	1,337,141,847.70	1,337,141,847.70	
	5,151,949,851.12	5,151,949,851.12	
	13,361,940.06	13,361,940.06	
	37,522,153.55	37,522,153.55	
	16,036,918.06	16,036,918.06	
	1,488,457,245.32	1,488,457,245.32	

	126,619.47	126,619.47	
	37,995,849.27	37,995,849.27	
	31,949,470.97	31,949,470.97	
	70,071,939.71	70,071,939.71	
	9,133,386,314.90	9,133,386,314.90	
	4,526,940,607.00	4,526,940,607.00	
	124,806,452.70	124,806,452.70	
	98,001,256.76	98,001,256.76	
	372,310,765.48	372,310,765.48	
	2,507,688,885.70	2,507,688,885.70	
	7,433,745,454.12	7,433,745,454.12	
	16,567,131,769.02	16,567,131,769.02	

45

1

		13,6

2017-2019	2020	15%	
(3)	2018	8	13
	2018-2020	2020	15%
(4)	2018	9	10
2018-2020	2020	15%	
(5)	2019	12	9
2019-2021	2020	15%	
(6)	2019	12	9

GR201836000341

GR201811003302

GR201944202231

2

	139,686,024.75	139,645,111.02
	40,913.73	
	139,645,111.02	139,645,111.02
	139,686,024.75	139,645,111.02

()

	128,805,111.02			128,805,111.02
	7,840,000.00			7,840,000.00
	3,000,000.00			3,000,000.00
		40,913.73		40,913.73
	139,645,111.02	40,913.73	0.00	139,686,024.75

()

			(%)

4

1

	66,828,798.53	42,811,142.36
	856,941,114.28	134,707,251.78
	923,769,912.81	177,518,394.14

	5,468,689.85	0.59%	1,093,737.97	20.00%	4,374,951.88	5,468,689.85	3.02%	1,088,998.73	19.91%	4,379,691.12
	5,468,689.85	0.59%	1,093,737.97	20.00%	4,374,951.88	5,468,689.85	3.02%	1,088,998.73	19.91%	4,379,691.12
	925,342,456.82	99.41%	5,947,495.89	0.64%	919,394,960.93	175,798,449.16	96.98%	2,659,746.14	1.51%	173,138,703.02
	67,354,529.90	7.24%			67,354,529.90	42,811,142.36	23.62%			42,811,142.36
	857,987,926.92	92.17%	5,947,495.89	0.69%	852,040,431.03	132,987,306.80	73.36%	2,659,746.14	2.00%	130,327,560.66
	930,811,146.67	100.00%	7,041,233.86	0.76%	923,769,912.81	181,267,139.01	100.00%	3,748,744.87	2.07%	177,518,394.14

A	5,468,689.85		1,093,737.97	20.00%
	5,468,689.85		1,093,737.97	--

	67,354,529.90		
	857,987,926.92	5,947,495.89	0.69%
	925,342,456.82	5,947,495.89	--

2

	3,748,744.87	3,292,488.99				7,041,233.86
	3,748,744.87	3,292,488.99				7,041,233.86

3

--	--

4

--	--	--

5

--	--

6

--	--

--	--	--	--	--	--

5

1

	877,671.00	877,671.00	100.00%	
	877,671.00	877,671.00	--	--

	3,990,264,229.53	98,722,514.19	2.47%	
	45,878,467.33			
	4,036,142,696.86	98,722,514.19	--	

1	1	3,930,686,442.10
1	2	87,148,187.06
2	3	6,218,493.47
3		12,967,245.23
3	4	6,840,128.80
4	5	3,457,708.78
5		2,669,407.65
		4,037,020,367.86

	2,153,764,160.14	53.36%	
--	------------------	--------	--

5

6

6

	54,529,157.78	161,452,755.62
	54,529,157.78	161,452,755.62

			(%)
	42,548,888.41		
	12,224,764.66	244,495.29	2.00%
	54,773,653.07	244,495.29	0.45%

	602,486,681.86
	637,115,477.26
	1,239,602,159.12

637,115,477.26

7

1

1	406,248,662.03	99.72%	236,911,806.47	99.76%
1 2	1,156,965.77	0.28%	558,419.26	0.24%
	407,405,627.80	--	237,470,225.73	--

1

2

		(%)
	250,711,544.01	61.54
	39,522,536.74	9.70
	37,900,211.68	9.30
	16,804,401.56	4.12
	11,621,593.93	2.85
	356,560,287.92	87.51

8

	74,138,006.84	138,686,040.69
	74,138,006.84	138,686,040.69

1

1

--	--	--

2

--	--	--	--	--	--

3

2

1

--	--	--	--	--



	190,715.56	15,412.32
	77,195,680.72	141,341,000.64

2

	12	()	()	
2020 1 1	211,493.48	2,443,466.47		2,654,959.95
2020 1 1				
--	150,531.43			150,531.43
	38,578.78	514,666.58		553,245.36
2020 6 30	99,540.83	2,958,133.05		3,057,673.88

1 1		44,263,025.36
1 2		28,950,808.71
2 3		2,157,403.53
3		1,824,443.12
3 4		871,136.07
4 5		100,000.00
5		853,307.05
		77,195,680.72

3

--	--	--

4

--	--

--	--	--	--	--	--

5

		33,168,385.16	1		42.97%
		20,000,000.00	1-2		25.91%
		2,171,423.27	1		2.81%
		2,033,173.19	1-2 3-4		2.63%
		1,500,000.00	1		1.94%
	--	58,872,981.62	--		76.26%
					308,733.32
					150,000.00
					458,733.32

6

		20,270.90	1	2020 8
		33,168,385.16	1	2020 8

7

8

9

1

--	--	--

			/	
--	--	--	---	--

11

--	--	--	--	--	--	--

12

--	--	--

/

13

		464,734,669.30
	4,687,894,946.23	4,574,484,720.96
	708,325,188.76	511,505,170.82
	37,373,375.57	35,945,533.72
	17,622,331.93	41,354,995.44
	200,000,000.00	
	5,651,215,842.49	5,628,025,090.24

1)

			(%)	
	4,711,452,207.26	23,557,261.03	0.50	4,687,894,946.23
	4,711,452,207.26	23,557,261.03	0.50	4,687,894,946.23

()

			(%)	
	4,597,472,081.37	22,987,360.41	0.50	4,574,484,720.96
	4,597,472,081.37	22,987,360.41	0.50	4,574,484,720.96

2)

	4,711,452,207.26	4,597,472,081.37
	4,711,452,207.26	4,597,472,081.37
	23,557,261.03	22,987,360.41
	4,687,894,946.23	4,574,484,720.96

14

	12	()	()	
2020 1 1				

15

--	--	--	--	--	--	--	--	--

	12	()	()	
2020 1 1				

16

1

	12	()	()	
2020 1 1				

2

3

17

	()									()	

19

--	--	--

20

1

1.	67,278,207.02			67,278,207.02
2.				
1				
2 \ \				
3				
3.				
1				
2				
4.	67,278,207.02			67,278,207.02
1.	14,016,613.07			14,016,613.07
2.	518,949.48			518,949.48
1	518,949.48			518,949.48
3.				
1				
2				
4.	14,535,562.55			14,535,562.55

1.				
2.				
1				
3				
1				
2				
4.				
1.	52,742,644.47			52,742,644.47
2.	53,261,593.95			53,261,593.95

2

3

--	--	--

21

	2,563,719,800.44	2,046,144,596.43
	2,563,719,800.44	2,046,144,596.43

1

1.	849,043,601.51	1,536,298,245.54	19,829,121.12	89,950,227.44	62,986,432.19	2,558,107,627.80
2.		622,615,587.56	251,124.65	3,792,426.61	5,376,536.96	632,035,675.78

1		66,208,819.36	251,124.65	3,792,426.61	5,376,536.96	75,628,907.58
2		556,406,768.20				556,406,768.20
3						
3.		46,273,166.34		3,454,769.97	2,695,608.84	52,423,545.15
1		12,381,940.68		1,094,215.49	2,589,191.15	16,065,347.32
2		33,891,225.66		2,360,554.48	106,417.69	36,358,197.83
4.	849,043,601.51	2,112,640,666.76	20,080,245.77	90,287,884.08	65,667,360.31	3,137,719,758.43
1.	98,177,331.12	307,125,875.19	14,763,732.31	61,953,522.61	29,736,168.94	511,756,630.17
2.	13,149,258.97	69,591,649.87	622,675.53	4,981,025.98	6,030,107.47	94,374,717.82
1	13,149,258.97	69,591,649.87	622,675.53	4,981,025.98	6,030,107.47	94,374,717.82
3.		27,147,852.71		2,772,816.65	2,417,121.84	32,337,791.20
1		27,147,852.71		2,772,816.65	2,417,121.84	32,337,791.20

1.	737,553,538.38	1,763,070,994.41	4,693,837.93	26,083,223.98	32,318,205.74	2,563,719,800.44
2.	750,702,797.35	1,229,172,370.35	5,065,388.81	27,953,776.67	33,250,263.25	2,046,144,596.43

2

--	--	--	--	--	--

3

--	--	--	--	--

4

--	--

5

A		26,330,484.70
B		46,295,226.74
C		46,295,226.74
D		30,034,948.64
E		30,034,948.64
F		12,917,952.63
2#		74,994,660.71
3#		78,928,619.13
		345,832,067.93

6

--	--	--

22

	1,690,432,879.26	2,182,744,309.34
	1,690,432,879.26	2,182,744,309.34

			2,089,78 2.70			2,089,78 2.70						
	600,000, 000.00		938,919. 33			938,919. 33	0.16%	0.16%				
	6,049,82 0,000.00	2,182,74 4,309.34	64,260,4 75.74	556,406, 768.20	165,137. 62	1,690,43 2,879.26	--	--				--

3

--	--	--	--	--	--	--	--	--	--	--	--	--

26

1

1.	330,301,143.17			68,809,812.38	376,859,845.24	775,970,800.79
2.	0.00	0.00	0.00	4,157,045.56	101,449,716.98	105,606,762.54
1				4,109,484.40	101,449,716.98	105,559,201.38
2						0.00
3				47,561.16		47,561.16
3.						
1						
4.	330,301,143.17	0.00	0.00	72,966,857.94	478,309,562.22	881,577,563.33
1.	39,605,962.25			26,142,291.48	345,171,795.78	410,920,049.51
2.	3,713,818.77	0.00	0.00	2,720,388.60	24,194,752.09	30,628,959.46
1	3,713,818.77	0.00	0.00	2,720,388.60	24,194,752.09	30,628,959.46
3.						
1						
4.	43,319,781.02	0.00	0.00	28,862,680.08	369,366,547.87	441,549,008.97
1.						
2.						
1						

3.						
1						
4.						
1.	286,981,362.15	0.00	0.00	44,104,177.86	108,943,014.35	440,028,554.36
2.	290,695,180.92			42,667,520.90	31,688,049.46	365,050,751.28

5.76%

2

	63,869,902.91	

27

LED	2019 4		
	2019 4		
	2019 5		
FUNUI5.0	2019 4		
	2019 5		

28

1

	71,906,853.64					71,906,853.64
	1,010,330,751.30					1,010,330,751.30
	11,605,347.53					11,605,347.53
	1,093,842,952.47					1,093,842,952.47

2

	71,906,853.64					71,906,853.64
	258,439,721.30					258,439,721.30
	11,605,347.53					11,605,347.53

		()	
	44,435,308.75	50,319,613.64	40,958,138.99

	313,423,364.63	49,098,409.17	237,581,666.88	35,596,199.45
--	----------------	---------------	----------------	---------------

2

2021

44,836,639.77

44,836,639.77

2

--	--	--	--	--

33

34

--	--	--

35

	544,268,203.09	485,277,079.09
	940,755,800.16	1,169,241,428.85
	1,485,024,003.25	1,654,518,507.94

0.00

36

1

--	--	--



2 1

--	--	--

37

1

	12,156,513.85	68,311,273.74
		705,755.47
	416,088,607.22	235,552,626.38
	428,245,121.07	304,569,655.59

2 1

--	--	--

38

--	--	--

--	--	--

39

1

	112,053,273.96	432,679,973.80	446,195,376.42	98,537,871.34
-	197,912.71	6,353,759.29	6,551,072.28	599.72

	112,251,186.67	439,033,733.09	452,746,448.70	98,538,471.06
--	----------------	----------------	----------------	---------------

2

1	111,596,813.57	409,952,587.00	424,534,114.50	97,015,286.07
2		10,298,386.37	10,298,386.37	0.00
3	144,042.71	4,816,377.39	4,894,241.53	66,178.57
	126,914.50	4,078,854.50	4,144,175.87	61,593.13
	2,478.25	108,456.20	110,925.03	9.42
	14,649.96	629,066.69	639,140.63	4,576.02
4	31,249.00	7,063,389.77	6,232,444.77	862,194.00
5	281,168.68	549,233.27	236,189.25	594,212.70
	112,053,273.96	432,679,973.80	446,195,376.42	98,537,871.34

3

1	188,994.16	5,933,442.86	6,121,865.02	572.00
2	8,918.55	420,316.43	429,207.26	27.72
	197,912.71	6,353,759.29	6,551,072.28	599.72

40

	45,610,893.73	47,531,818.65
	11,140,248.20	28,540,941.32
	757,213.88	1,354,777.37
	3,556,363.18	5,762,522.66
	1,528,220.97	251,779.62
	123,440.24	210,270.71

	1,665,159.78	2,469,652.58
	1,085,810.10	1,646,420.92
	11,572,132.00	11,634,233.00

	309,588.07	5,573,051.33
	92,871.56	240,908.29
	194,791,480.19	231,289,432.99
	240,949,805.49	279,705,290.07

2 1

--	--	--

42

--	--	--

43

	1,501,500,000.00	1,651,916,666.67
	1,501,500,000.00	1,651,916,666.67

1)2017 12 22
1,500,000,000.00

3

1%
1,500,000,000.00

44

--	--	--

--	--	--	--	--	--	--	--	--	--	--	--

45

1

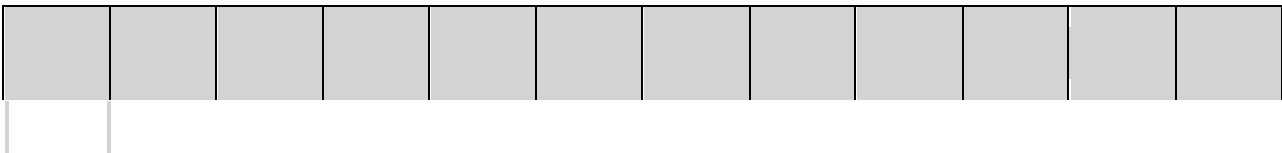


46

1



2



--	--	--

--	--	--

50

	383,686.06	576,665.12	
		3,315,000.00	
	383,686.06	3,891,665.12	--

51

	101,201,540.62	8,957,000.00	12,175,036.28	97,983,504.34	
	101,201,540.62	8,957,000.00	12,175,036.28	97,983,504.34	--

2016	"							
2025"	1,662,007.68			141,479.35			1,520,528.33	
SMT	778,679.01			104,336.01			674,343.00	
	21,639,095.90			281,027.22			21,358,068.68	
	7,571,695.98			506,186.51			7,065,509.47	

2018	418,406.12			71,144.42			347,261.70	
2019		1,030,000.00		429,655.50			600,344.50	
	561,166.57			74,000.04			487,166.53	
	1,092,266.65			70,951.47			1,021,315.18	
	1,626,355.60						1,626,355.60	
	841,872.10			148,745.74			693,126.36	
8K	1,804,303.66	4,207,000.00		2,028,887.16			3,982,416.50	
	3,513,189.34			381,552.66			3,131,636.68	
2019		550,000.00		345,424.10			204,575.90	
	2,348,900.90			137,133.59			2,211,767.31	
	214,900.00			35,999.97			178,900.03	
	68,744.46			16,867.19			51,877.27	
LED	514,151.16			41,622.93			472,528.23	
LED	11,602,831.8			1,804,091.74			9,798,740.10	

		+ -					
	4,526,940,607. 00						4,526,940,607. 00

54

1

2

55

	6,324.	-16,079,44				-16,079,44		42,726,8
		4.54				4.54		

- 2)
3)
4)
5)

61

	7,447,299,237.88	6,318,958,516.15	5,782,332,274.72	5,165,357,538.33
	16,752,573.87	1,539,753.73	30,947,626.12	2,352,718.13
	7,464,051,811.75	6,320,498,269.88	5,813,279,900.84	5,167,710,256.46

	1	2		
			5,839,402,061.19	5,839,402,061.19
LED			1,366,099,497.93	1,366,099,497.93
			258,550,252.63	258,550,252.63

- 1)

- 2)

0.00 0 0.00 0 0.00 0.00 0

62

	13,713,833.32	7,753,022.55

	9,150,408.91	3,988,496.97
	20,397,324.00	23,181,894.41
	202,521,529.20	159,227,643.57

64

	53,569,751.89	39,427,140.98
	5,496,224.60	12,374,740.17
	1,269,115.10	1,463,131.65
	1,247,445.03	2,012,771.48
	16,943,954.74	15,244,156.17
	26,046,319.25	24,281,895.07
	4,108,574.73	2,744,587.87
	1,432,224.15	9,522,556.52
	9,621,251.78	3,241,993.18
	119,734,861.27	110,312,973.09

65

	72,017,808.58	53,058,246.97
	363,518.98	2,691,993.18
	827,491.39	911,464.82
	8,856,903.13	6,313,118.99
	13,802,829.91	10,799,241.14
	19,627,965.49	13,227,828.55
	18,885,777.01	55,971,035.03
	6,893,560.69	1,150,723.43
	141,275,855.18	144,123,652.11

66

	64,378,926.54	118,504,251.86
	24,159,362.31	244,581,672.27
	-5,331,493.90	14,892,244.67
	1,704,660.70	5,650,230.80
	6,272,702.36	9,553,428.60
	42,865,433.39	-95,981,516.34

67

	36,737,404.14	44,080,356.01
	98,088,755.07	82,808,398.35
	134,826,159.21	126,888,754.36

68

	-441,900.90	-538,736.82
		-2,089,500.00
	3,350,047.07	212,344.85
	4,905,658.40	35,062,834.28
	7,813,804.57	32,646,942.31

69

--	--	--

70

	40,913.73	-601,923.07
	40,913.73	-601,923.07
		-7,719,551.06
	40,913.73	-8,321,474.13

71

	-18,393,041.17	
	2,335,350.09	
	-569,900.62	
	-16,627,591.70	

72

		30,479,744.90
	-65,845,357.23	16,552,244.42
		-19,211,962.71
	-65,845,357.23	27,820,026.61

73

--	--	--

74

		62,000.00	
	1,061,629.99	1,011,595.39	1,061,629.99
	1,061,629.99	1,073,595.39	1,061,629.99

2

	665,848,580.59
/	99,877,287.09
	-17,527,926.54
	516,321.36
	145,891.56
	-25,633,400.71
	9,528,841.53
	-10,794,701.70
	56,112,312.59

77

78

1

	10,207,748.06	27,084,127.73
	35,313,591.80	57,600,748.23
	1,861,474.91	14,281,947.49
	47,382,814.77	98,966,823.45

2

	255,308,523.08	225,998,001.82
	50,634,341.34	5,633,183.03

	305,942,864.42	231,631,184.85
--	----------------	----------------

3

	3,497,000,000.00	3,073,404,195.40
	481,944,001.52	705,896,000.00
	476,573,050.83	571,933,477.70
	4,455,517,052.35	4,351,233,673.10

4

	3,697,000,000.00	2,475,000,000.00
		609,566,540.12
	873,885,947.91	
	4,570,885,947.91	3,084,566,540.12

5

	630,372,000.00	
	630,372,000.00	

6

	850,000,000.00	98,001,256.76
	850,000,000.00	98,001,256.76

79

1

1	--	--

2

	6,500,000.00
	--
	6,500,000.00
	1,933,631.00
	--
	1,933,631.00
	--
	4,566,369.00

3

	--
	--
	--

4

	1,599,478,360.17	3,629,848,890.61
	1,596,794,234.90	3,628,724,241.07
	2,684,125.27	1,124,649.54
	1,599,478,360.17	3,629,848,890.61

80

81

--	--	--

82

1

	--	--	
	49,700,057.54	7.0795	351,851,557.35
	378,930.51	7.897	2,992,414.24
	321,477.54	0.91989	295,723.97
	--	--	
	263,395,702.95	7.0795	1,864,709,879.03
	426,400.00	7.961	3,394,570.40
	--	--	
	604,831.10	7.0795	4,281,901.77
	353,312,156.55	7.0795	2,501,273,412.30
	701,126.41	7.0795	4,963,624.42
	48,421,236.53	7.0795	342,798,144.01

2

EMTC
JTC

Fun

83

84

1

	1,662,007.68	2016 " 2025"	141,479.35
	778,679.01	SMT	104,336.01
	11,151,030.07		887,739.17
	418,406.12	2018	71,144.42
	1,030,000.00	2019	429,655.50
	561,166.57		74,000.04
	1,092,266.65		70,951.47
	21,639,095.90		281,027.22
	1,626,355.60		1,400,000.00
	841,872.10	2019	148,745.74
	6,011,303.66	8K	2,028,887.16
	550,000.00	2019	345,424.10
	2,282,756.15		137,133.59

	514,151.16	LED	41,622.93
	11,602,831.84	LED	1,804,091.74
	2,418,365.19	LED	3,318.58
	2,096,159.78		2,096,159.78
	5,806,003.29		420,057.32
	1,112,949.22		206,017.50
	679,566.41		34,970.16

	500,000.00		500,000.00
	1,504,000.00		1,504,000.00
	400,000.00	:2019	400,000.00
	500,000.00	2018 :	500,000.00
	292,498.00	2019 1-5 :	292,498.00
	1,020.00	:2018	1,020.00
	200,000.00	:	200,000.00
	200,000.00	2019	200,000.00
	610,200.00		610,200.00
	360,000.00	:	360,000.00
	100,000.00		100,000.00
	69,650.00	LED	69,650.00
	23,000.00	:	23,000.00
	5,046.00		5,046.00
	130,312.00	2019 1-5	130,312.00
	824,000.00	2019	824,000.00
	460,000.00	2020	460,000.00
	1,488,873.32		1,488,873.32
	98,088,755.07		98,088,755.07
	447,637.12		447,637.12
	698,977.78		698,977.78

--	--	--	--

2

85

1

1

	2020 01 31	6,500,000.00	100.00%		2020 01 31	2020 01	675,221.33	-61,870.90

2

--	6,500,000.00
--	-2,826,105.76
	3,673,894.24

3

	1,933,631.00
	1,933,631.00

	3,899,604.20	3,899,604.20
	10,697.67	10,697.67
	35,274.57	35,274.57
	2,205,313.20	2,205,313.20
	3,673,894.24	3,673,894.24

2017 03 09

1,000.00

4

5

6

2

1

--	--	--	--	--	--	--	--	--

2

--	--

3

3

4

5

		2020/3/18	1,000.00	100%
		2020/5/15	10,000.00	76.18%

[1]						
EMTC					100.00%	
					100.00%	
				100.00%		
					76.18%	
				100.00%		
					100.00%	
				100.00%		
				66.80%		
					66.80%	
					66.80%	
					66.80%	
				98.77%		
				99.99%		
[2]					66.80%	
					66.80%	
Fun					82.00%	
					100.00%	
				51.61%		
				100.00%		
					100.00%	
JTC [2]				100.00%		
					51.61%	
					100.00%	
				100.00%		
					76.18%	

JTC

2

	33.20%	-12,562,995.53		26,500,534.27
	23.82%	5,930,046.22		270,870,284.91

3

	737,706,995.33	253,729,418.07	991,436,413.40	911,615,527.05	0.00	911,615,527.05	994,966,545.07	175,024,392.14	1,169,990,937.21	1,404,922,006.44	0.00	1,404,922,006.44
	1,380,231,866.11	1,287,056,712.87	2,667,288,578.98	804,795,519.41	725,338,211.08	1,530,133,730.49	1,757,944,044.53	1,018,759,969.37	2,776,704,013.90	1,109,879,138.41	791,744,327.54	1,901,623,465.95

	291,703,400.69	-35,248,044.42	-35,248,044.42	-31,302,567.42	446,943,385.23	59,592,470.34	59,592,470.34	22,512,658.18
	897,476,705.79	30,307,300.54	30,307,300.54	-54,330,993.09	747,236,445.35	88,305,305.59	88,305,305.59	-149,818,573.73

4

5

2

1

	2020 2	59.50%	66.80%
	2020 3	87.50%	76.18%

2

/	350,000,000.00	231,767,000.00	-1,700,000.00
--	350,000,000.00	231,767,000.00	
--			-1,700,000.00

5

6

()

1.

(1)

1)

2)

3)

() 90

(2)

1)

90

2)

2.

(

)

3.

4

5

8

4.

(1)

(2)

2020 06

30

53.36% (2019 12 31 53.69%)

(3)

-

()

			1	1-3	3
	4,311,014,483.71	4,363,537,236.13	4,363,537,236.13		
	1,485,024,003.25	1,763,024,003.25	1,763,024,003.25		
	3,187,899,652.42	3,487,899,652.42	3,487,899,652.42		
	240,949,805.49	240,949,805.49	240,949,805.49		
	1,501,500,000.00	1,576,575,000.00	1,576,575,000.00		
	631,914,884.78	638,234,033.63			638,234,033.63

	700,213,888.89	770,000,000.00			770,000,000.00
	3,891,665.12	3,891,665.12	3,891,665.12		
	11,359,978,070.08	11,491,829,742.42	10,705,329,742.42		770,000,000.00

()

1.

2020 06 30

1,812,131,914.37 (2019 12 31

1,017,747,705.97

)

50

2.

()2

1

	--	--	--	--
			139,686,024.75	139,686,024.75
1.			139,686,024.75	139,686,024.75
2			139,686,024.75	139,686,024.75
			54,529,157.78	54,529,157.78
			194,215,182.53	194,215,182.53
	--	--	--	--

2

3

4

5

6

7

8

9

1

			12,364,829.00	54.50%	54.50%

2007 2 12

1,236.4829

2011

9

2

3

	49%

	20%
--	-----

4

5

1

/

		4,665,519.44			10,894,796.99
		3,316,691.12			
		8,212,000.03			

/

		6,363.53	3,192,221.63
		1,522,368.77	771,869.66
			922,746.62
			981,502.36

2 / /
/

/	/	/	/	/	/	/
---	---	---	---	---	---	---

/
/

/	/	/	/	/	/	/
---	---	---	---	---	---	---

/

3

			82,482.86

--	--	--	--

4

--	--	--	--

	100,000,000.00	2019 04 04	2021 06 02	
	10,000,000.00	2019 04 05	2020 12 18	
	44,394,000.00	2020 04 02	2021 04 01	
	41,000,000.00	2019 05 17	2020 10 31	

	400,000,000.00	2019 12 26	2020 12 25	
	100,000,000.00	2020 03 19	2021 01 15	
	98,000,000.00	2019 09 18	2020 09 09	
	150,000,000.00	2020 02 24	2021 02 21	
	50,000,000.00	2020 03 04	2021 03 02	
	73,762,914.37	2019 12 03	2020 12 01	

5

6

--	--	--	--

7

	1,791,916.27	1,557,479.66

8

6

1

		4,680,234.00	1,028,505.24	5,712,767.52	590,334.43
				2,115,809.04	42,316.18

				639,730.22	12,794.60
		1,000,000.00		1,000,000.00	

2

			80,515.90	3,397,207.02
			14,870,371.20	10,204,851.76
			74,687.81	74,687.81

7

8

1

2

3

4

5

1

2

1

2

3

1

--	--	--	--

2

3

4

1

1

--	--	--	--

--	--	--	--

2

--	--	--

2

3

1

2

4

5

--	--	--	--	--	--	--

6

1

2

	5,839,402,061.19	5,150,653,814.68		
LED	1,366,099,497.93	1,128,451,057.63		
	258,550,252.63	41,393,397.57		

3

4

7

8

1

1

		3,394,86		61,957,2	
		1,882.00	100.00%	77.55	1.83%

1	1	3,342,566,610.33
1	2	44,486,352.29
2	3	3,512,720.31
3		4,296,199.07
3	4	3,830,582.46
4	5	348,948.60
5		116,668.01
		3,394,861,882.00

2

	53,002,848.16	8,954,429.39				61,957,277.55
	53,002,848.16	8,954,429.39				61,957,277.55

--	--	--

3

--	--

--	--	--	--	--	--

		()	()	
2020	1 1	7,650.46	950,981.49	958,631.95
2020	1 1			

--	--	--	--	--	--

5

		4,918,150,702.86	1	89.79%	
		282,862,036.02	1	5.16%	
		104,945,829.68	1	1.92%	
		91,040,966.81	1	1.66%	
		33,242,025.14	1	0.61%	
	--	5,430,241,560.51	--	99.14%	

6

--	--	--	--	--

7

8

3

	4,025,896,994.27	330,346,574.94	3,695,550,419.33	3,579,896,994.27	330,346,574.94	3,249,550,419.33
	4,025,896,994.27	330,346,574.94	3,695,550,419.33	3,579,896,994.27	330,346,574.94	3,249,550,419.33

1

	((
))	

	70,190.00					70,190.00	
	388,492,000.00					388,492,000.00	
	93,481,746.36					93,481,746.36	71,906,853.64
	654,838,056.48	350,000,000.00				1,004,838,056.48	258,439,721.30
	200,000,000.00					200,000,000.00	
	240,000,000.00					240,000,000.00	
	1,600,000,000.00					1,600,000,000.00	
	72,168,426.49	96,000,000.00				168,168,426.49	
	500,000.00					500,000.00	
	3,249,550,419.33	446,000,000.00				3,695,550,419.33	330,346,574.94

2

()									()

3

4

	6,459,160,569.92	5,963,585,781.18	4,016,144,775.52	3,663,788,923.20
	21,498,371.46	1,284,555.05	29,090,893.34	1,745,453.60
	6,480,658,941.38	5,964,870,336.23	4,045,235,668.86	3,665,534,376.80

	1	2		
			6,480,658,941.38	6,480,658,941.38
			6,480,658,941.38	6,480,658,941.38

1)

2)

0.00 0 0.00 0 0.00 0.00 0

5

	500,296,132.73	
		-2,089,500.00
	265,870.75	6,125,961.14
	671,947.37	14,111,254.21

	501,233,950.85	18,147,715.35
--	----------------	---------------

6

1

	-1,914,391.13	
	40,233,563.92	
	15,470,656.55	
	7,317,887.35	
	-1,210,426.45	
	3,835,486.60	
	8,082,730.61	
	47,979,073.03	--

1

1

		2000 25
		2000 577
	98,088,755.07	3%

		$\frac{TT}{TT} /$
		$\frac{TT}{TT} / +$
		2
		2011
		3

2

		/	/
	6.14%	0.1358	0.1358
	5.66%	0.1251	0.1251

3

1

2

3

4

2020